

Human TACI/TNFRSF13B Protein

Cat. No. TAC-HM213

Description

Source	Recombinant Human TACI/TNFRSF13B Protein is expressed from HEK293 with hFc tag at the C-Terminus. It contains Ser2-Thr166.
Accession	O14836-1
Molecular Weight	The protein has a predicted MW of 45.3 kDa. Due to glycosylation, the protein migrates to 38-40 kDa and 50-55 kDa based on Tris-Bis PAGE result.
Endotoxin	Less than 1EU per µg by the LAL method.
Purity	> 95% as determined by Tris-Bis PAGE > 95% as determined by HPLC

Formulation and Storage

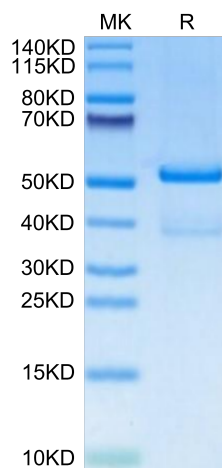
Formulation	Lyophilized from 0.22µm filtered solution in PBS (pH 7.4). Normally 8% trehalose is added as protectant before lyophilization.
Reconstitution	Centrifuge the tube before opening. Reconstituting to a concentration more than 100 µg/ml is recommended. Dissolve the lyophilized protein in distilled water.
Storage	-20 to -80°C for 12 months as supplied from date of receipt. -20 to -80°C for 3-6 months in unopened state after reconstitution. 2-8°C for 2-7 days after reconstitution. Recommend to aliquot the protein into smaller quantities for optimal storage. Please minimize freeze-thaw cycles.

Background

Transmembrane activator and calcium-modulating cyclophilin ligand interactor (TACI) is one of the receptors of B cell activating factor of the tumor necrosis factor family (BAFF) and a proliferation-inducing ligand (APRIL). TACI is a regulator in the immune responses. TACI inhibits B cell expansion and promotes the differentiation and survival of plasma cells.

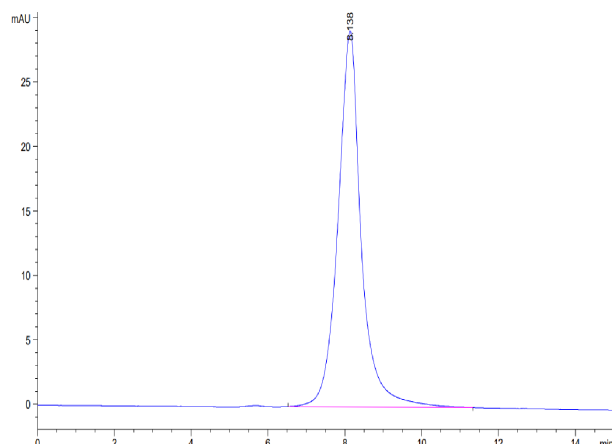
Assay Data

Tris-Bis PAGE



Human TACI on Tris-Bis PAGE under reduced condition. The purity is greater than 95%.

SEC-HPLC



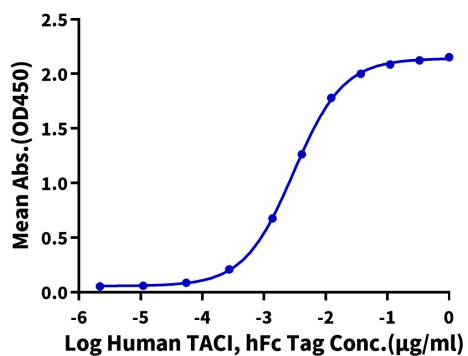
The purity of Human TACI is greater than 95% as determined by SEC-HPLC.

Assay Data

ELISA Data

Human TACI, hFc Tag ELISA

0.1µg Human BAFF Trimer, His Tag Per Well



Immobilized Human BAFF Trimer, His Tag at 1µg/ml (100µl/well) on the plate. Dose response curve for Human TACI, hFc Tag with the EC50 of 3.0ng/ml determined by ELISA.